

What's New? Enterprise Move Management

Overview

Move Scenario Planning Moves can be costly and complex, especially when they are tied to a strategic plan or a capital project. With large-scale moves, appropriate planning and coordination is essential to ensure moves are performed correctly and efficiently. To aid move and space planners with the full process of move planning, Enterprise Move Management includes significantly enhanced move scenario planning tools.

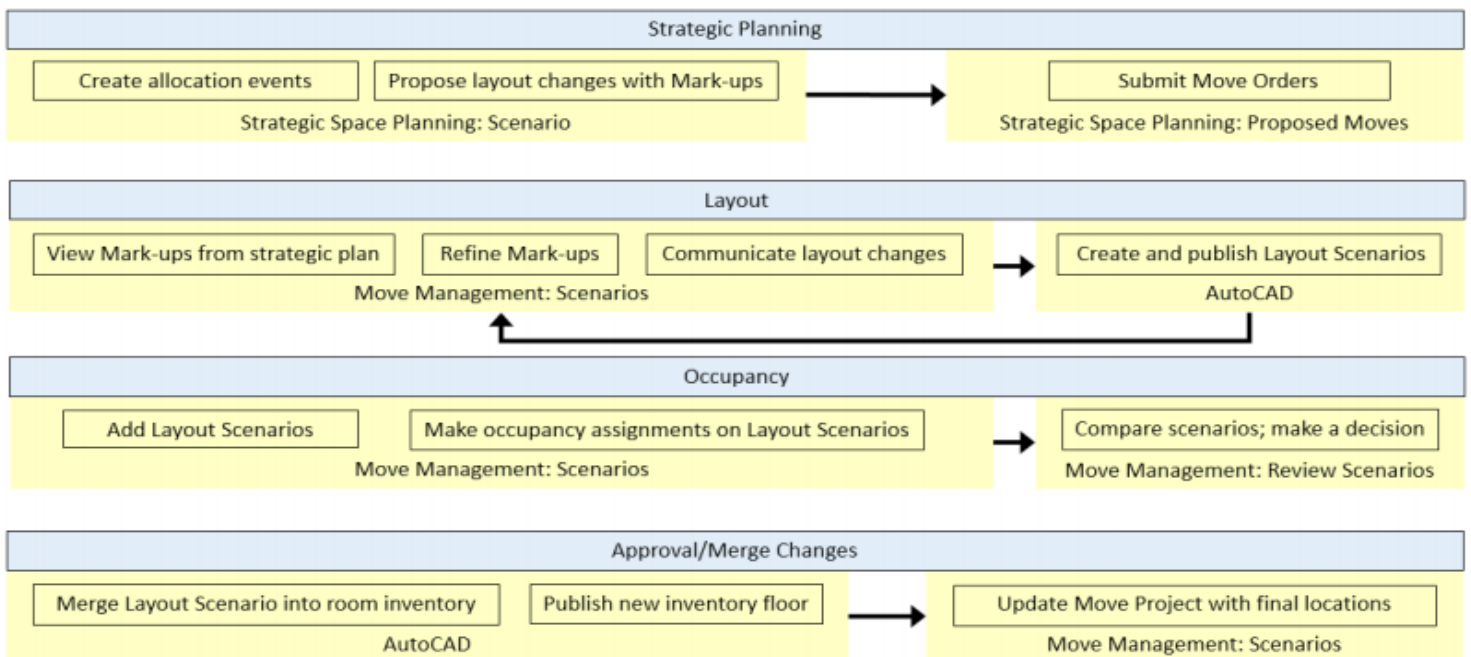
New Features

Connection to the strategic plan: Connect moves and move scenario planning to strategic space plans and proposed projects.

Layout scenario planning: Refine rough layout changes through mark-ups; create and publish new, unapproved floor layouts from AutoCAD.

Occupancy planning: Easily create occupancy scenarios on current or proposed layouts; support team-based moves and move scenarios.

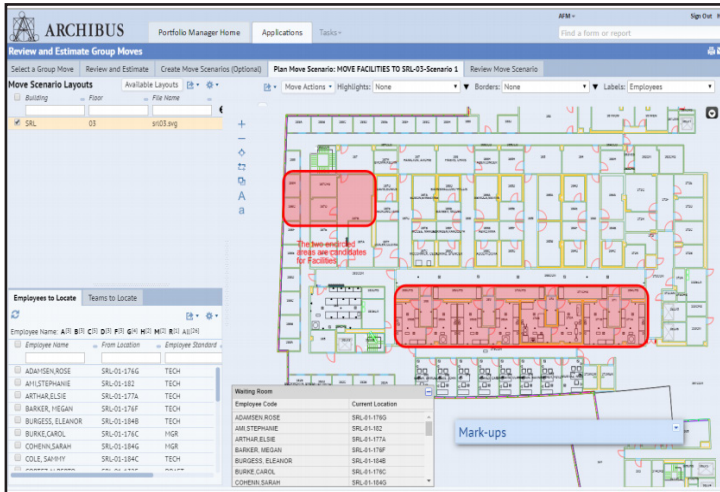
Approving changes: Convert new layouts into floor and room inventory.



What's New? Enterprise Move Management

Connection to the Strategic Plan:

In V.23.1, Strategic Space Planning enabled space planners to create move projects from space-planning allocation events. This connection between the strategic planning process and the move process is enhanced in V.23.2 by transferring any mark-ups from space-planning scenarios to move scenarios, aiding the subsequent layout process.

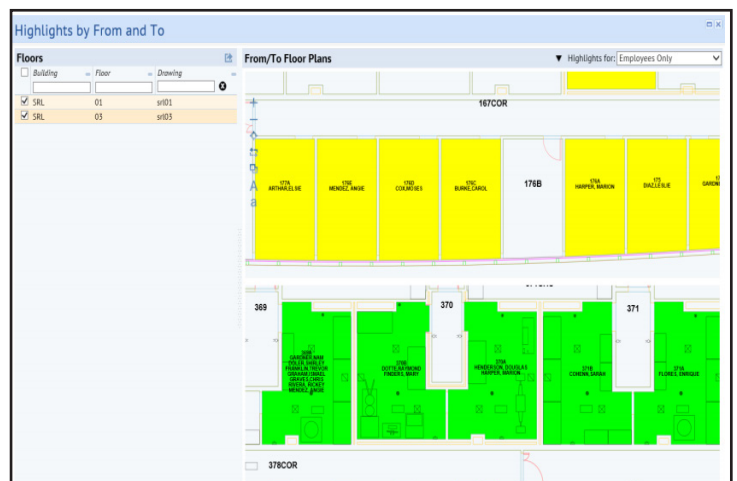
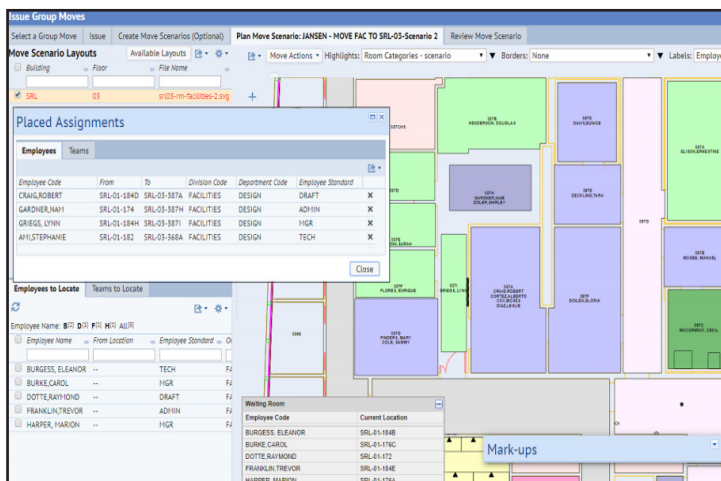


Layout Scenario Planning

Using the new Plan Move Scenario console, space and move planners can find existing mark-ups, refine them, and communicate proposed changes to CAD operators through Service Desk. Move planners can work with occupancy scenarios for both employees and teams.

Occupancy Planning

Using the Plan Move Scenario console, move planners can create a number of occupancy scenarios, using different layouts for each. Layouts can be part of existing inventory, or new layout scenarios that are not yet part of inventory. Move planners can then compare the results of move scenarios in order to aid in the making of decisions around which one to use going forward.



Approving Changes

When move and space planners are agreed on the right scenario to use going forward, the CAD operator converts the selected layout scenario to inventory (if the layout changed), and the move planner updates the move project with the occupancy plan of the selected scenario. From there, the move planner or move coordinator can view and communicate the move plan by using the new From/To Highlight Report.